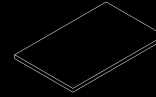
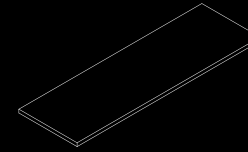


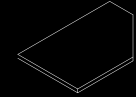
:: 109x31x107h - Piano superiore e schiena  
Upper top and modesty panel



:: 110x70 - Piano di lavoro  
Working top



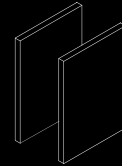
:: 220x70 - Piano di lavoro  
Working top




:: 110x70 - Piano di lavoro ad angolo dx/sx  
Corner working top




:: 31x31x107h - Colonna per angolo  
Corner column



:: 74x107 - Coppia fianchi finali  
Couple of sides



:: 109x34 - Piano cristallo superiore  
Upper crystal top



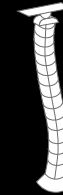
:: 219x34 - Piano cristallo superiore  
Upper crystal top




:: L 60 / L 120 - Canale porta cavi in lamiera  
Plate cable channel



:: Passacavo  
Cable way



:: Vertebra salita cavi  
Channel for cables



:: Acciaio cromato  
chrome steel

:: Essenza Rovere naturale  
tobacco oak

:: Laccato nero  
lacquered black